

In this Issue: Featured Article | Featured BI Report | Usage Metrics | Success Story | Tips | BI Training

Featured Article: [Power BI Training Video](#)

The BI Team is happy to introduce our [On-Demand Power BI Training Video](#). We hope it will be beneficial to all employees looking to learn or refresh their Power BI reporting skills and knowledge.

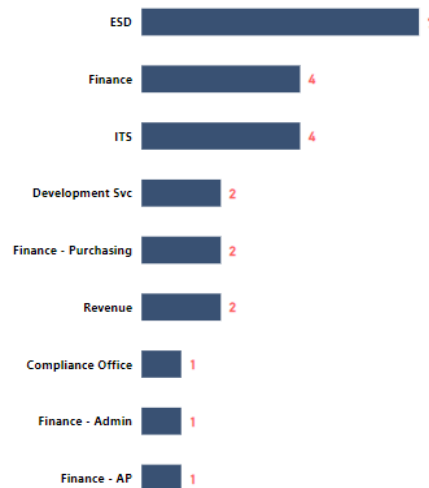


Success Story

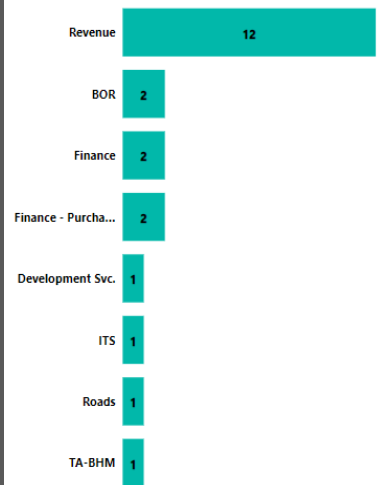
"Roads & Transportation has reaped huge benefits from the Power BI team's efforts. They created a reporting solution for us that consolidates our work orders and service requests which come from our asset management software (CityWorks). CityWorks is difficult to manipulate in terms of summarizing and creating reports. The Power BI solution enables us to view data by type, time, and region making it easy to drill down to get specific information. Our upper management uses the summary statistics to evaluate our quarterly progress throughout our divisions. Power BI has become a 'go to' tool for evaluating our department's efforts to make the county a better place." - Sam Stutsman, Roads & Transportation

Usage Metrics

BI Report by Department



PBI Training Class Attendees by Department



Power BI Report - Spotlight

Road & Trans - Work Order by Commission District

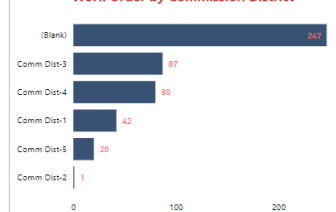
Date: 1/1/2024 to 10/4/2024
 Prob District: All
 Status: All
 WO: All
 Category: All
 WO Description: Road - Pothole
 Comm District: All

WO Created	Av WO Hours	Av WO Cost	SR Count
477	9.38	619.35	278

Work Order Summary

Status	INITIATED			CLOSED			Total		
	C. District	WO Count	WO Cost	WO Count	WO Hours	WO Cost	WO Count	WO Hours	WO Cost
		5	\$0.00	224	2,112.75	\$118,605.65	229	2,112.75	\$118,605.65
Comm Dist-1				42	284.15	\$17,491.72	42	284.15	\$17,491.72
Comm Dist-2				1	21.00	\$727.88	1	21.00	\$727.88
Comm Dist-3				78	948.82	\$62,652.80	78	948.82	\$62,652.80
Comm Dist-4				80	909.22	\$65,356.03	80	909.22	\$65,356.03
Comm Dist-5				19	200.07	\$9,961.43	19	200.07	\$9,961.43
Total		5	\$0.00	444	4,476.01	\$274,795.52	449	4,476.01	\$274,795.52

Work Order by Commission District



Work Order Details

WO	INITIATE DATE	ACTUAL START DATE	ACTUAL FINISH DATE	DATE WO CLOSED	COMM DISTRICT	PROB DISTRICT	WO ADDRESS	WO DESCRIPTION	WO CATEGORY	STATUS	TONS	WO HOURS	LABOR COST	EQUIP COST	MATERIAL COST	WO COST
1433574	1/2/2024	1/11/2024	1/11/2024	1/17/2024	4	5-Ketona	mt olive rd	Road - Pothole Repair	DISTMAINT	CLOSED		10.00	\$244.10	\$43.15	\$31.47	\$318.72
1433557	1/2/2024	7/12/2023	7/12/2023	1/2/2024	1	6-Bessemer	SALEM STREET	Road - Pothole Repair	DISTMAINT	CLOSED		4.00	\$87.44	\$35.50	\$29.97	\$152.91
1433559	1/2/2024	7/12/2023	7/12/2023	1/2/2024	1	6-Bessemer	COLSTON STREET	Road - Pothole Repair	DISTMAINT	CLOSED		8.00	\$174.88	\$35.50	\$29.97	\$240.35
1433560	1/2/2024	7/12/2023	7/12/2023	1/2/2024	1	6-Bessemer	ARABIA AVENUE	Road - Pothole Repair	DISTMAINT	CLOSED		16.00	\$349.76	\$35.50	\$119.90	\$505.16
1434114	1/5/2024	1/5/2024	1/5/2024	7/25/2024	1	3-Ketona	129 12th Ct NW	Road - Pothole Repair	DISTMAINT	CLOSED		5.00	\$124.40	\$86.30	\$29.97	\$240.67
1433835	1/5/2024	1/5/2024	1/5/2024	1/8/2024	4	1-Ketona	Roper Road	Road - Pothole Repair	DISTMAINT	CLOSED		11.20	\$1,360.10	\$172.60	\$124.00	\$1,656.70
1434116	1/5/2024	1/5/2024	1/5/2024	2/14/2024	1	3-Ketona	430 15th Ct NW	Road - Pothole Repair	DISTMAINT	CLOSED		5.00	\$124.40	\$86.30	\$29.97	\$240.67
Total												4,476.01	\$198,126.22	\$62,229.22	\$35,072.21	\$295,427.65



Click

Icon to enlarge visual or change to Focus mode.

BI Training

ITS dept. is offering hands-on Power BI (PBI) user training classes. Click [here](#) to sign up.

Have questions? Want a demo?

Contact: BI_Team@jccal.org

